

Assignment for Student

On this guide:

- A. [Submitting Assignment](#)
- B. [Viewing feedback](#)

Overview

Students can submit any digital content (files), such as word-processed documents, spreadsheets, images, or audio and video clips. Alternatively, or in addition, the assignment may require students to type text directly into the text editor.

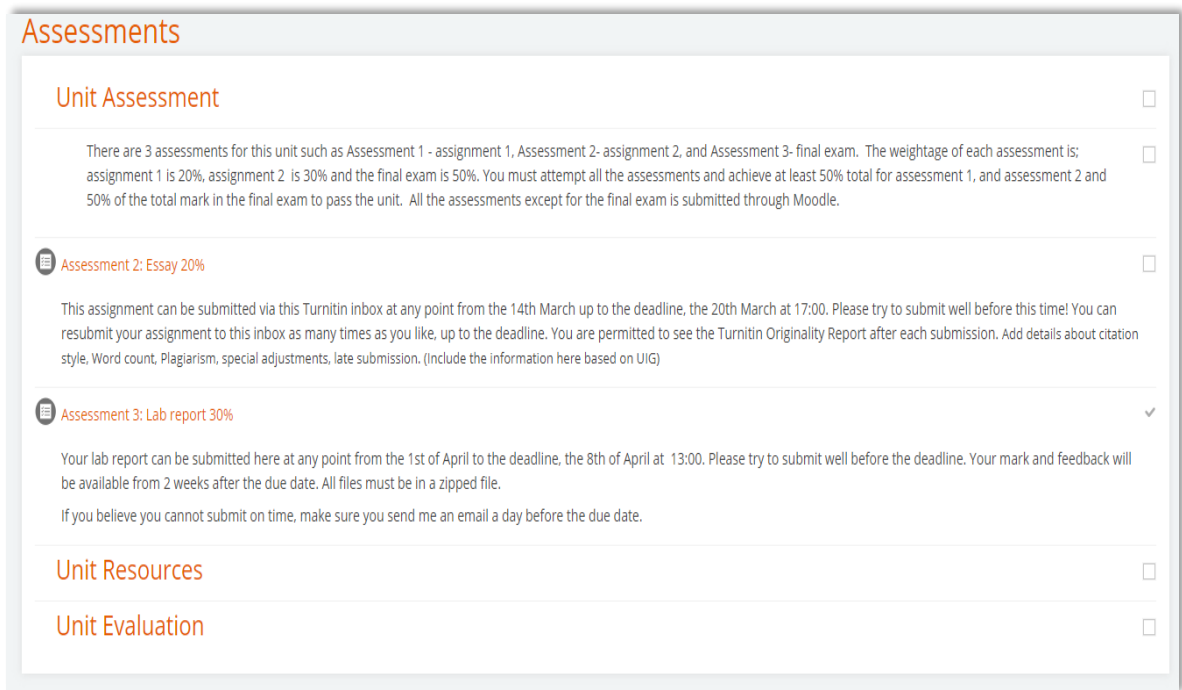
Pre-condition

1. The user must be on a Moodle course page as a Lecturer of the unit. See [Moodle Enrolment](#), [Accessing your course](#), and [The Moodle course](#).

A. Submitting Assignment | [Top of the Document](#)

Procedure

1. Accessing the assignment link.
 - a. Go to your Moodle course.
 - b. Find and click the assignment link. The *Assignment submission page* appears.



Assessments

Unit Assessment

There are 3 assessments for this unit such as Assessment 1 - assignment 1, Assessment 2- assignment 2, and Assessment 3- final exam. The weightage of each assessment is: assignment 1 is 20%, assignment 2 is 30% and the final exam is 50%. You must attempt all the assessments and achieve at least 50% total for assessment 1, and assessment 2 and 50% of the total mark in the final exam to pass the unit. All the assessments except for the final exam is submitted through Moodle.

Assessment 2: Essay 20%

This assignment can be submitted via this Turnitin inbox at any point from the 14th March up to the deadline, the 20th March at 17:00. Please try to submit well before this time! You can resubmit your assignment to this inbox as many times as you like, up to the deadline. You are permitted to see the Turnitin Originality Report after each submission. Add details about citation style, Word count, Plagiarism, special adjustments, late submission. (Include the information here based on UIG)

Assessment 3: Lab report 30%

Your lab report can be submitted here at any point from the 1st of April to the deadline, the 8th of April at 13:00. Please try to submit well before the deadline. Your mark and feedback will be available from 2 weeks after the due date. All files must be in a zipped file.
If you believe you cannot submit on time, make sure you send me an email a day before the due date.

Unit Resources

Unit Evaluation

2. Examining and submitting assignment details.
 - a. Examine and note all the details of your assignment, including the assignment due dates, marking guide, and other settings. The rubric, if available, can be found at the bottom of the page.
 - b. Download the assignment paper and start thinking of your response. Make sure your response is read before the due date.

Assessment 3: Lab report 30%

Your lab report can be submitted here at any point from the 1st of April to the deadline, the 8th of April at 13:00. Please try to submit well before the deadline. Your mark and feedback will be available from 2 weeks after the due date. All files must be in a zipped file.

If you believe you cannot submit on time, make sure you send me an email a day before the due date.

Submission status

Attempt number	This is attempt 1 (2 attempts allowed).
Submission status	No attempt
Grading status	Not graded
Due date	Thursday, 8 April 2021, 1:00 PM
Time remaining	Assignment is overdue by: 48 days 2 hours
Last modified	-
Submission comments	▶ Comments (0)

Add submission

You have not made a submission yet.

- c. Click **Add submission** when you are ready to submit your assignment. This will take you to the *Assignment uploading* page.

3. Uploading assignment

- a. Drag the file over the blue arrow OR

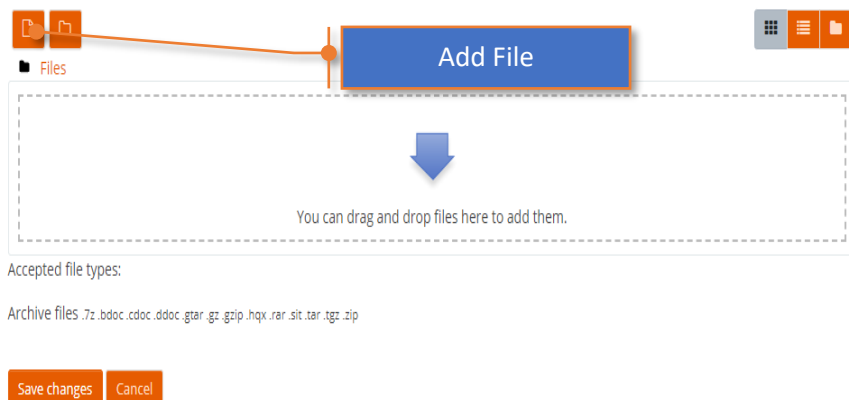
Assessment 3: Lab report 30%

Your lab report can be submitted here at any point from the 1st of April to the deadline, the 8th of April at 13:00. Please try to submit well before the deadline. Your mark and feedback will be available from 2 weeks after the due date. All files must be in a zipped file.

If you believe you cannot submit on time, make sure you send me an email a day before the due date.

File submissions

Maximum file size: 100MB, maximum number of files: 1



Files


Add File

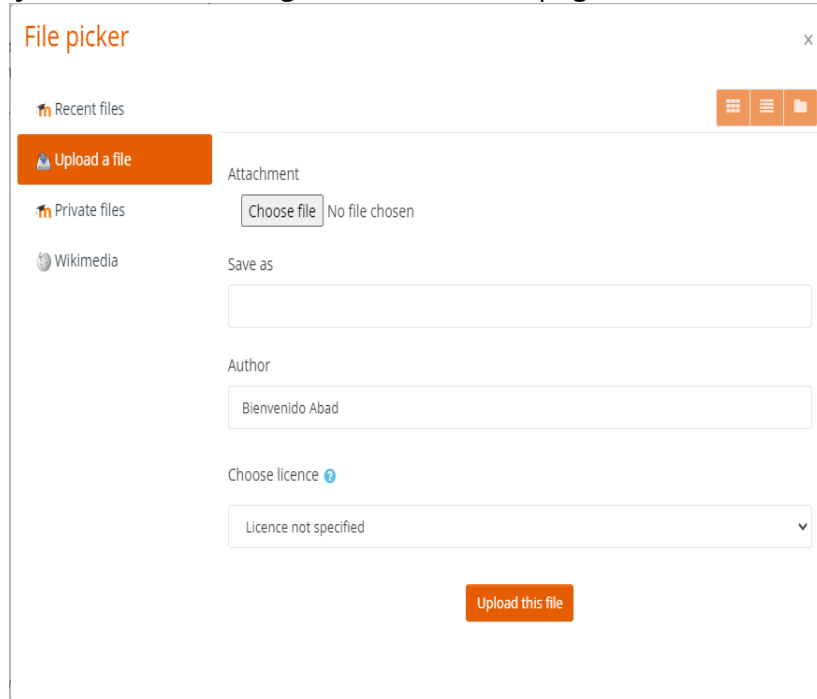
You can drag and drop files here to add them.

Accepted file types:

Archive files: .7z .bdoc .doc .docx .dotx .gizp .hqx .rar .sit .tar .tgz .zip

Save changes Cancel

- b. You can use click the Add file  to access *the File picker*. Specify the file, then click **Upload this file** to take you back to the *assignment submission page*.



The screenshot shows the Moodle File picker interface. On the left, there are three tabs: "Recent files", "Upload a file" (which is selected and highlighted in orange), "Private files", and "Wikimedia". The main area is titled "Attachment" and contains a "Choose file" button with the text "No file chosen" next to it. Below this, there are three input fields: "Save as" (empty), "Author" (containing "Bienvenido Abad"), and "Choose licence" (a dropdown menu with "Licence not specified" selected). At the bottom right, there is an orange button labeled "Upload this file".

- c. Click save changes to

4. Confirmation

- a. Back on the assignment page, you can confirm the submission status and file submission.

Assessment 3: Lab report 30%

Your lab report can be submitted here at any point from the 1st of April to the deadline, the 8th of April at 13:00. Please try to submit well before the deadline. Your mark and feedback will be available from 2 weeks after the due date. All files must be in a zipped file.

If you believe you cannot submit on time, make sure you send me an email a day before the due date.

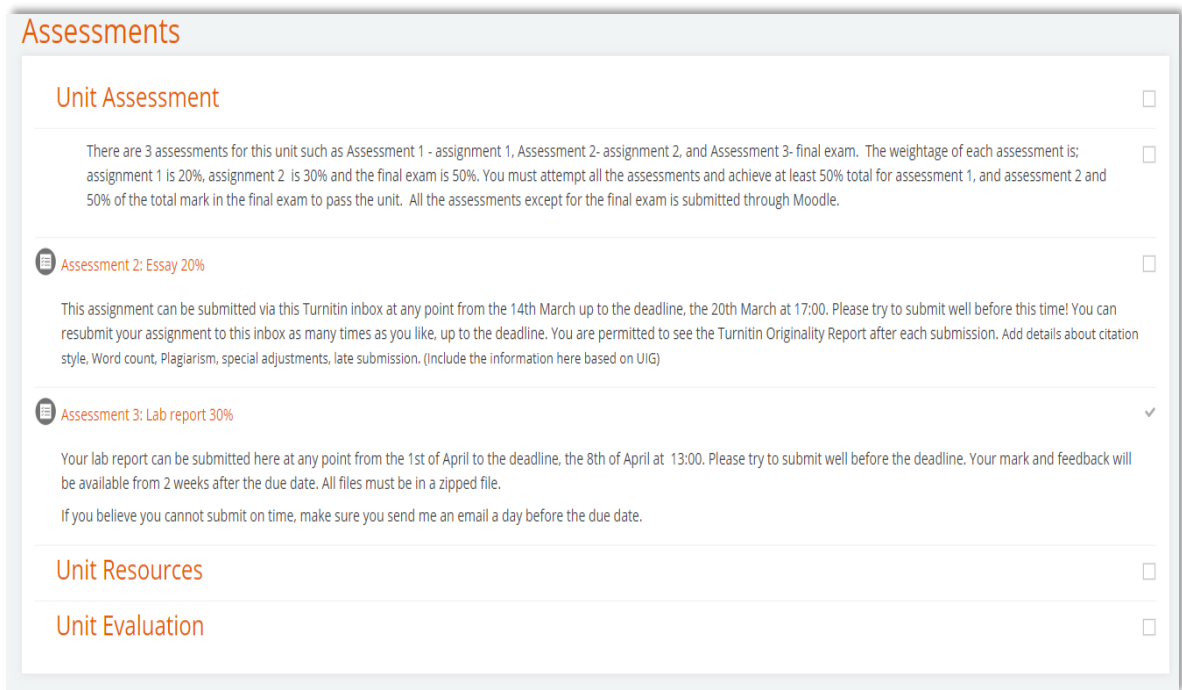
Submission status

Attempt number	This is attempt 1 (2 attempts allowed).																			
Submission status	Submitted for grading																			
Grading status	Not graded																			
Due date	Thursday, 8 April 2021, 1:00 PM																			
Time remaining	Assignment was submitted 48 days 3 hours late																			
Grading criteria	<table border="1"> <tr> <td>If statement with examples</td> <td>Not done 0 points</td> <td>Poor. Attempted to explain if statement but no example provided. OR No attempt to explain if statement but attempted to provide example provided. 2 points</td> <td>Satisfactory. Attempted to explain if statement and attempted to provide example 4 points</td> <td>Good. Well explained if statement with attempt to provide example OR Suitable explanation of if statement with 1 correct example 8 points</td> <td>Very good. Well explained if statement is with 1 correct example OR Suitable explanation of if statement with 2 examples are correct 12 points</td> <td>Excellent. Well explained if statement with 2 correct examples 15 points</td> </tr> <tr> <td>for statement with example</td> <td>Not done 0 points</td> <td>Poor. Attempted to explain for statement but no example provided. OR No attempt to explain for statement but attempted to provide example provided. 2 points</td> <td>Satisfactory. Attempted to explain for statement and attempted to provide example 4 points</td> <td>Good. Well explained for statement with attempt to provide example OR Suitable explanation of for statement however with 1 correct example 8 points</td> <td>Very good. Well explained for statement with 1 correct example OR Suitable explanation of for statement with 2 correct examples. 12 points</td> <td>Excellent. Well explained for statement with 1 suitable correct example. 15 points</td> </tr> </table>						If statement with examples	Not done 0 points	Poor. Attempted to explain if statement but no example provided. OR No attempt to explain if statement but attempted to provide example provided. 2 points	Satisfactory. Attempted to explain if statement and attempted to provide example 4 points	Good. Well explained if statement with attempt to provide example OR Suitable explanation of if statement with 1 correct example 8 points	Very good. Well explained if statement is with 1 correct example OR Suitable explanation of if statement with 2 examples are correct 12 points	Excellent. Well explained if statement with 2 correct examples 15 points	for statement with example	Not done 0 points	Poor. Attempted to explain for statement but no example provided. OR No attempt to explain for statement but attempted to provide example provided. 2 points	Satisfactory. Attempted to explain for statement and attempted to provide example 4 points	Good. Well explained for statement with attempt to provide example OR Suitable explanation of for statement however with 1 correct example 8 points	Very good. Well explained for statement with 1 correct example OR Suitable explanation of for statement with 2 correct examples. 12 points	Excellent. Well explained for statement with 1 suitable correct example. 15 points
If statement with examples	Not done 0 points	Poor. Attempted to explain if statement but no example provided. OR No attempt to explain if statement but attempted to provide example provided. 2 points	Satisfactory. Attempted to explain if statement and attempted to provide example 4 points	Good. Well explained if statement with attempt to provide example OR Suitable explanation of if statement with 1 correct example 8 points	Very good. Well explained if statement is with 1 correct example OR Suitable explanation of if statement with 2 examples are correct 12 points	Excellent. Well explained if statement with 2 correct examples 15 points														
for statement with example	Not done 0 points	Poor. Attempted to explain for statement but no example provided. OR No attempt to explain for statement but attempted to provide example provided. 2 points	Satisfactory. Attempted to explain for statement and attempted to provide example 4 points	Good. Well explained for statement with attempt to provide example OR Suitable explanation of for statement however with 1 correct example 8 points	Very good. Well explained for statement with 1 correct example OR Suitable explanation of for statement with 2 correct examples. 12 points	Excellent. Well explained for statement with 1 suitable correct example. 15 points														
Last modified	Wednesday, 26 May 2021, 4:03 PM																			
File submissions	<div style="display: flex; align-items: center;"> <div style="margin-right: 10px;">📎</div> <div style="margin-right: 10px;">tool_policy_moodle34_2017111312.zip</div> <div>26 May 2021, 4:03 PM</div> </div>																			
Submission comments	▶ Comments (0)																			

B. Viewing Feedback | [Top of the Document](#)

Procedure

1. Accessing the assignment link.
 - a. Go to your Moodle course.
 - b. Find and click the assignment link. The *Assignment submission page* appears.



Assessments

Unit Assessment

There are 3 assessments for this unit such as Assessment 1 - assignment 1, Assessment 2- assignment 2, and Assessment 3- final exam. The weightage of each assessment is: assignment 1 is 20%, assignment 2 is 30% and the final exam is 50%. You must attempt all the assessments and achieve at least 50% total for assessment 1, and assessment 2 and 50% of the total mark in the final exam to pass the unit. All the assessments except for the final exam is submitted through Moodle.

Assessment 2: Essay 20%

This assignment can be submitted via this Turnitin inbox at any point from the 14th March up to the deadline, the 20th March at 17:00. Please try to submit well before this time! You can resubmit your assignment to this inbox as many times as you like, up to the deadline. You are permitted to see the Turnitin Originality Report after each submission. Add details about citation style, Word count, Plagiarism, special adjustments, late submission. (Include the information here based on UIG)

Assessment 3: Lab report 30%


Your lab report can be submitted here at any point from the 1st of April to the deadline, the 8th of April at 13:00. Please try to submit well before the deadline. Your mark and feedback will be available from 2 weeks after the due date. All files must be in a zipped file. If you believe you cannot submit on time, make sure you send me an email a day before the due date.

Unit Resources

Unit Evaluation

2. Viewing feedback
 - a. On the assignment page, you may examine once again the details of your assignment, including the grading criteria
 - b. Scroll to the bottom of the page to check the assignment feedback and mark.

Feedback

Grade	
If statement with examples	<p>Excellent. Well explained if statement with 2 correct examples <i>15 points</i></p> <p>Very good. Well explained if statement is with 1 correct example OR Suitable explanation of if statement with 2 examples are correct <i>12 points</i></p> <p>Good. Well explained if statement with attempt to provide example OR Suitable explanation of if statement with 1 correct example <i>9 points</i></p> <p>Satisfactory. Attempted to explain if statement and attempted to provide example <i>6 points</i></p> <p>Poor. Attempted to explain if statement but no example provided. OR No attempt to explain if statement but attempted to provide example provided. <i>3 points</i></p> <p>Not done <i>0 points</i></p>
for statement with example	<p>Excellent. Well explained for statement with 1 suitable correct example. <i>15 points</i></p> <p>Very good. Well explained for statement with 1 correct example OR Suitable explanation of for statement with 2 correct examples. <i>12 points</i></p> <p>Good. Well explained for statement with attempt to provide example OR Suitable explanation of for statement however with 1 correct example <i>9 points</i></p> <p>Satisfactory. Attempted to explain for statement and attempted to provide example <i>6 points</i></p> <p>Poor. Attempted to explain for statement but no example provided. OR No attempt to explain for statement but attempted to provide example provided. <i>3 points</i></p> <p>Not done <i>0 points</i></p>
24.00 / 30.00	
Graded on	Thursday, 27 May 2021, 11:45 AM
Graded by	 Admin User
Feedback comments	excellent