



Lecturer



Student



Accessing your courses

On this guide:

1. [Accessing a course page from the Dashboard](#)

Overview

- Access enrolled course to administer and do the activities. Lecturer can add and modify Moodle page in which they are enrolled as Lecturer. While students can study their lessons by reading materials, downloading assignment papers, submit assessments, participate in class activities and many more.


Pre-condition

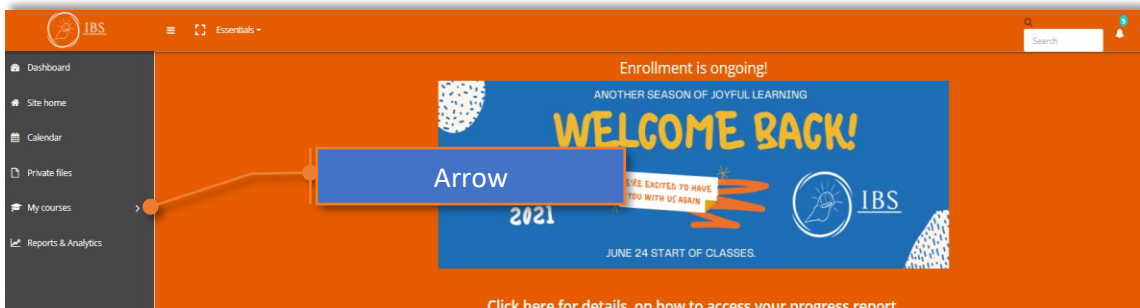
1. User must log in. [See Login to IBS Moodle using a browser](#)
2. User must have been enrolled to a unit. [See Moodle Enrolment](#)

A. Accessing a course page from the Dashboard

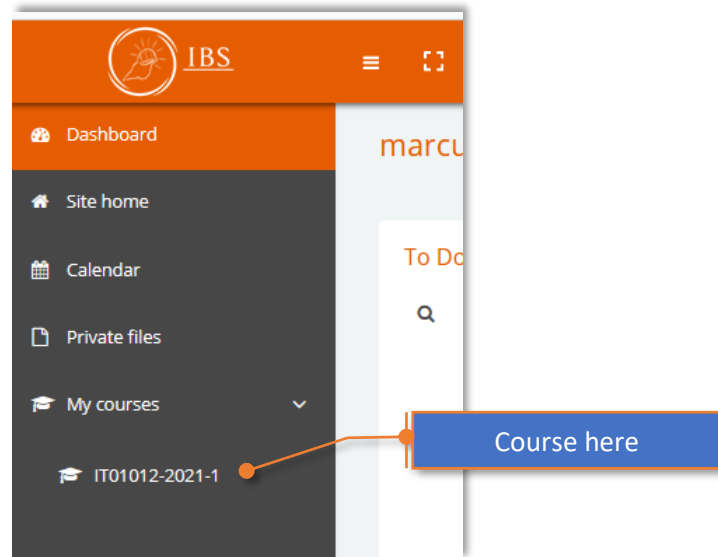
Procedure

1. Accessing course when **Navigation block is expanded**.


- If the **Navigation block is expanded**, navigate to  **My courses** in the Navigation block, click the small arrow. Then, the courses appear.

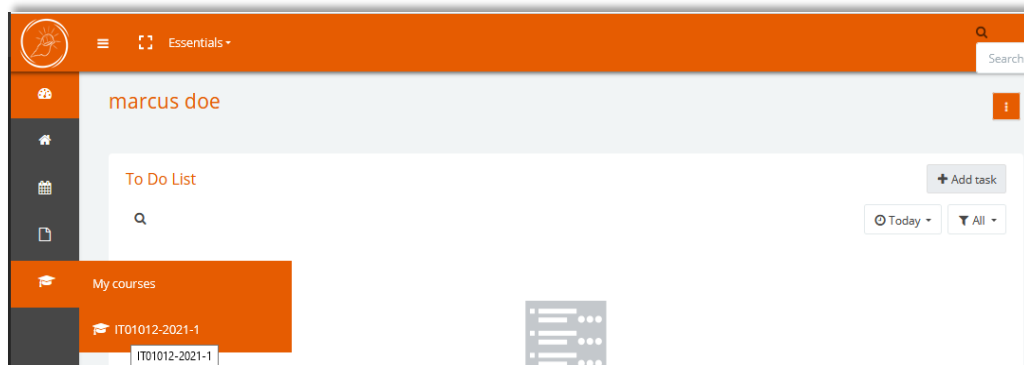


- Move your mouse pointer over the course you wish to visit. Then click it.

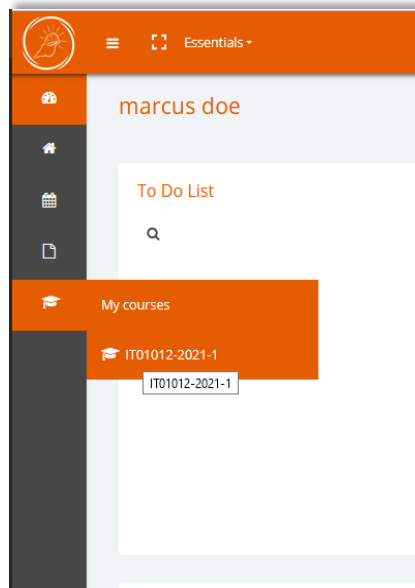


2. Accessing a course when **Navigation block is collapsed**.

- If the **Navigation block is collapsed**, hover on  , then courses you're enrolled appear.

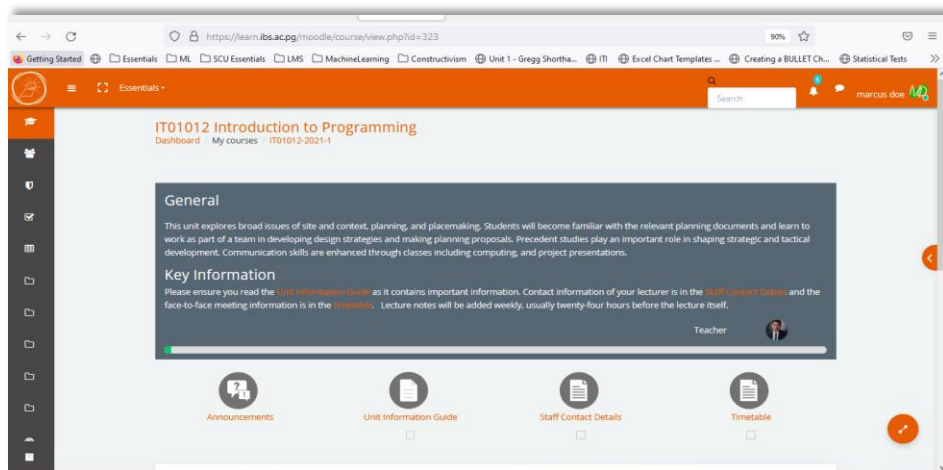


- Move your mouse pointer over the course you wish to visit. Then click.



Outcome

- Your Moodle course page appears.



See <https://docs.moodle.org/311/en/Dashboard> for more details.