

Login to IBS Moodle using a browser

- Login to see the various resources such as courses, grades, announcements and more.

Roles

- All authorized users.

Pre-condition

1. You must have secured a valid username and password from ICT Department. See [Securing your login credentials](#) for details.
2. You must login first to IBS computer at IBS premises. For new IBS staff consult ICT. For students, consult a DL officer to perform this.
3. You must have logged in to IBS email once. See [Login to IBS email](#) for details.
4. A browser installed in the user's computer.

General Notes

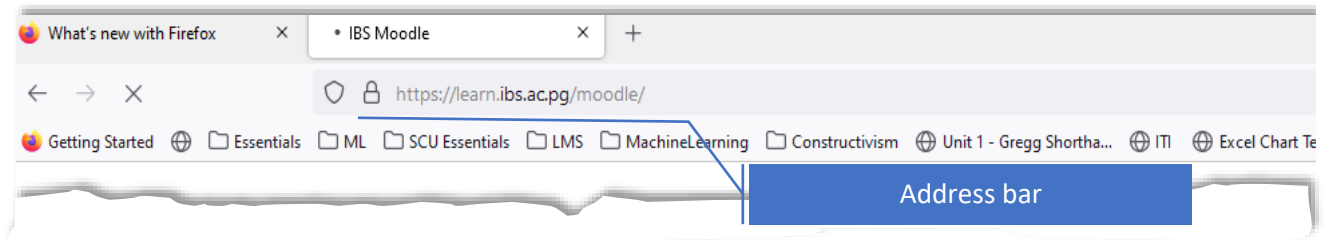
1. The username convention is firstname.lastname eg. For example John Doe, his username is [john.doe@students.ibs.ac.pg](#) if he is a student. [John.doe@ibs.ac.pg](#) if he is a staff.
2. Default password must be changed. For online students, consult a DL officer.

Procedure

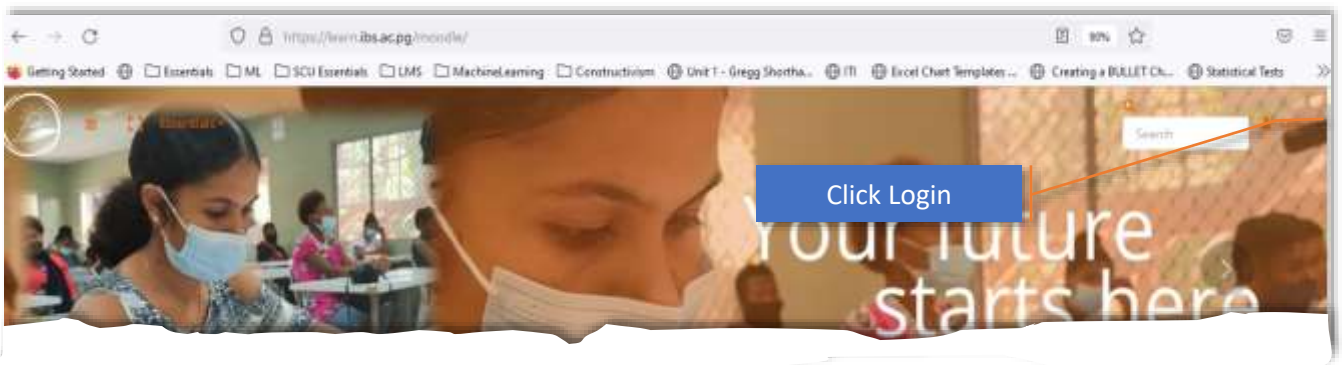
1. Open an internet browser
 - a. Find the browser application of choice in your computer and open it.



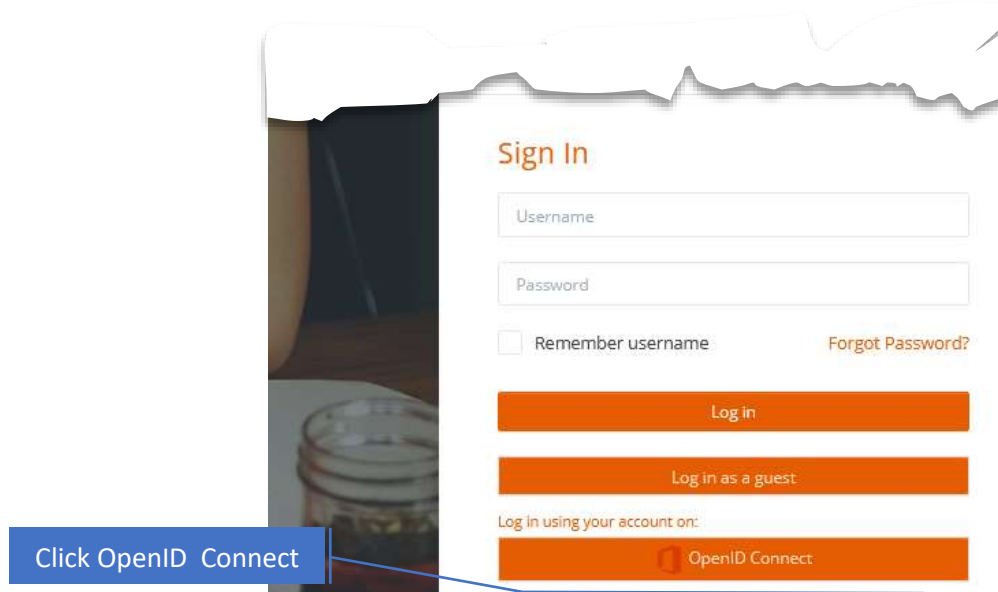
2. Enter the IBS Moodle URL.
 - a. In the address bar type <https://learn.ibs.ac.pg>, then press enter.



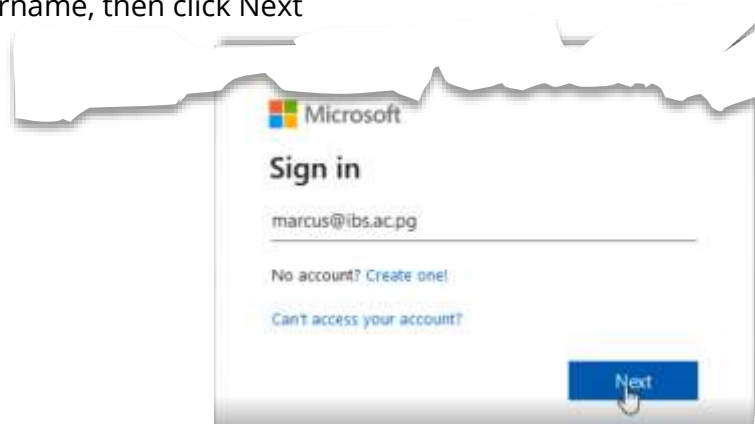
3. Login to IBS Moodle
 - a. Click the Login link located on the upper left corner of the page.



- b. Click the OpenID Connect button, then the Microsoft Login page appears.



c. Enter username, then click Next



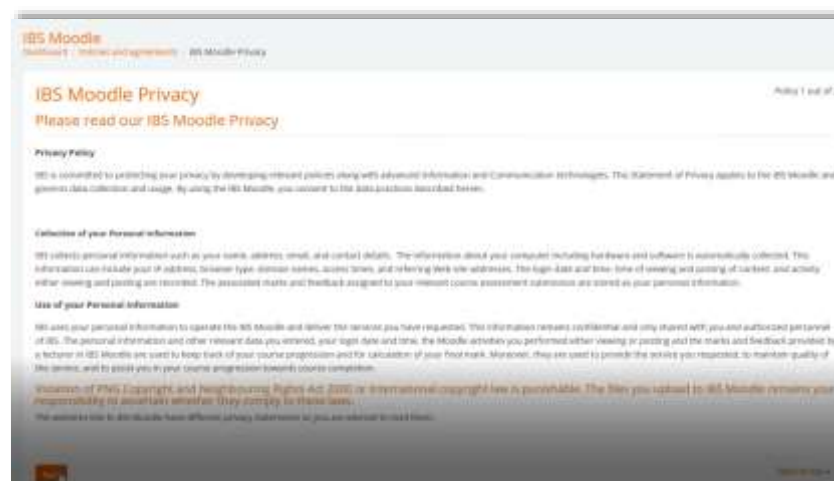
d. Enter password, then click Sign in.



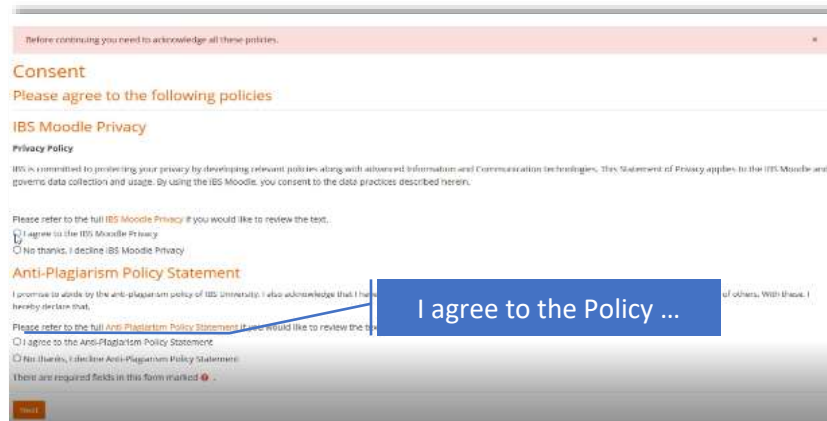
e. Respond on other choices based on your preference.

4. Accepting Moodle Terms of Use (This appears only when there is a new policy.)

a. Read the Policy Statement, then click next.



b. Tick I agree to the Policy Statement, then click next.



Before continuing you need to acknowledge all these policies.

Consent

Please agree to the following policies

IBS Moodle Privacy

Privacy Policy

IBS is committed to protecting your privacy by developing relevant policies along with advanced Information and Communication technologies. This Statement of Privacy applies to the IBS Moodle and governs data collection and usage. By using the IBS Moodle, you consent to the data practices described herein.

Please refer to the full [IBS Moodle Privacy](#) if you would like to review the text.

I agree to the IBS Moodle Privacy
 No thanks, I decline IBS Moodle Privacy

Anti-Plagiarism Policy Statement

I promise to abide by the anti-plagiarism policy of IBS University. I also acknowledge that I have read and understand the policy and I hereby declare that:

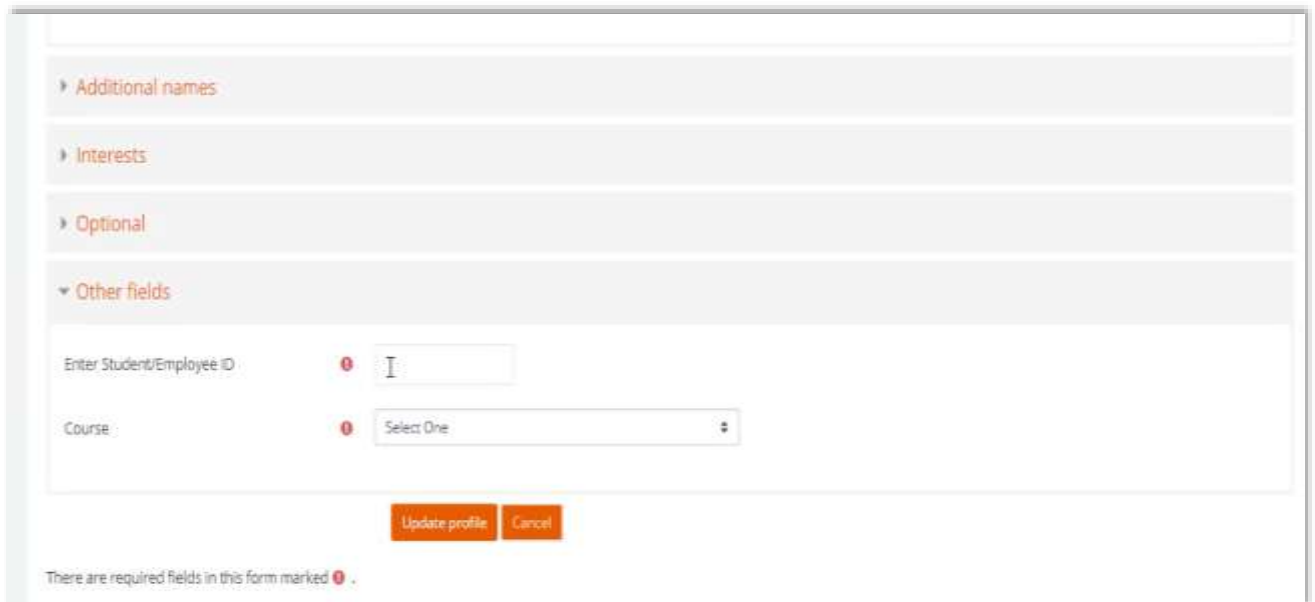
Please refer to the full [Anti-Plagiarism Policy Statement](#) if you would like to review the text.

I agree to the Anti-Plagiarism Policy Statement
 No thanks, I decline Anti-Plagiarism Policy Statement

There are required fields in this form marked *

I agree to the Policy ...

5. Updating Profile (This only appears when there is a new required information you need to provide.)
 - a. In the Profile page, **scroll** to the bottom of the page.
 - b. Enter the required information.
 - c. Click Update profile button.



Additional names

Interests

Optional

Other fields

Enter Student/Employee ID

Course

There are required fields in this form marked *

Outcome

You're in your IBS Moodle Dashboard

